


CAPE ANN SHIP MODELER'S GUILD

VETERAN'S CENTER * EMERSON AVE * GLOUCESTER * MA * 01930
SEPTEMBER 2008



President: Fred Swart
Treasurer: Pat Cummings
Secretary/Newsletter: Brad Bigelow
103 Phillips Ave. Rockport, MA 01966
biggie16@gis.net

NEXT MEETING
WEDNESDAY, October 8, 2008, 7:00 pm
GLOUCESTER VETERANS CENTER
12 EMERSON AVE, GLOUCESTER, MA
www.capeannshipmodelersguild.org

Meeting opened at 7:00 P.M. by President Fred.
Secretary's report: Accepted as written in Newsletter.
Treasurer's report: Balance Aug. 12, 2008 _____ \$582.20
Credits: none _____ 0.00
Balance: Sept.10, 2008 _____ \$582.20

Correspondence: Newsletters, notice about the Torigian Senior Center show to hang up around town. The is a nice group and deserves our support.

Old Business: General discussion about the H/C affair. We had many guests and gave away 100+ small sailboats to kids. The colors of choice were Red, Green and Blue. A few kids wanted schooners but they are quite a bit more work so we will see about that. Walter's Ship in Bottle was a big hit and got him a picture in the local newspaper. Many of the kids wanted to mark their sail and hulls with magic markers so that will be a consideration next year. Jim our resident computer expert will see about printing our logo on the sails for next year. We also felt we should have a good sized banner for our presence at these affairs. Brad will go to the local printing company to look into it.

That was about it for the old and new business so we adjourned to showing off our stuff.

SHOW AND TELL

Tony had three things, his "HANNAH" with the full suit of sails, and two shells, one of the "SPRAY", the ship that Joshua Slocum had spent years sailing around the world in and was lost at sea. This is a BlueJacket kit and coming along well, and a pinky called the "GLAD TIDINGS". He had the ribs held in place with paper clips assembled from extra wire parts as discussed in a previous article. (see drawing).

Pat brought in a half model to show to visitors as did Ernie. Pat also had her "MELONSEED" hull with the deck beams in place.

Walter had the tiny "SOVERIGN" on a piece of driftwood. These small models can be used for desk top gifts for special friends when cased with a nameplate.

Ed Parent showed his latest effort, the "CSS FLORIDA", a confederate raider hull and the layouts for the lifts. The lifts are only 1/32" BASSWOOD. As usual he brought along the book of reference material he starts his with. Very impressive, thank you ED. For further information about Ed, check the article

by Rich Royer in the latest issue of "SHIPS IN SCALE".

COMING EVENTS

October 11th, 2008, OrangeCom: Model Contest and Vendor Fair. 2008 Regional Contest for IPMS Region 8. Pavilion at the University conference Center, Cal State Fullerton. 800 N. State College Blvd. Fullerton, Ca. www.ipmsoc.org.

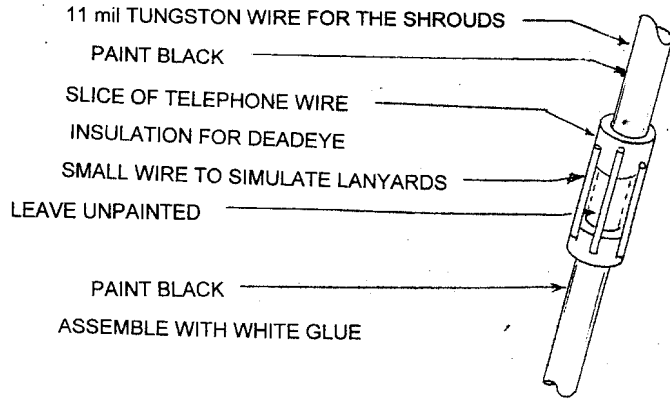
October 18th & 19th : MODEL SHIP SHOW, Torigian Community Life Center, 79 Central St., Peabody, Ma. 9am to 3 pm. Access through side entrance. Plenty of free parking. This is a large show with plenty of fine models built by the members of the torigian Center.

October 18th thru November 1st, Model Show and Exhibition, at Rockler Woodworking and Hardware, 25553 South Colorado Blvd., Denver, Co. Presented by the Rocky Mountain Shipwrights. Information and pictures: www.rkymtnshpwrights.org.

November 10th thru November 16th, 2008. The Nautical Research Guild Conference, Chattanooga, Tn. Call Patti at 585-968-8111 for information. This should be a great event with many vendors, exhibitons and demonstrations.

Last month Ed gave a short talk and demonstration about one way he makes the 1/240 Dead-Eyes for his models. He cuts 2 proper sized pieces of insulation from the very small telephone wire. Then runs a desired length of 11 mil Tungston wire through both, leaving the normal space between them as with regular Dead-Eyes. The length is long enough to reach from the mast attaching place to the chain plate. He paints the top and bottom of the Tungston black but leaves the space between the Dead-Eyes unpainted. Then cements fine wire or thread between them to simulate the Lanyards. At 1/240 the effect is quite good and the unpainted Tungston wire is not noticed.

ED PARENT'S METHOD OF MAKING 1/240 SCALE DEADEYE ASSEMBLIES -- AN ILLUSION



ERNIE'S 1/2" HALF HULL OF COLUMBIA



ED PARENT'S FLORIDA




ED'S LIFTS FOR HIS CSS FLORIDA.



TONY ASHDON'S "USS HANNAH", MODELED WITH THE WOOD FROM HIS OWN YARD. REALLY NICE TONY, THANK YOU.






TONY'S FRAME OF "SPRAY" FROM A BLUEJACKET KIT.



TONY'S SHELL OF THE PINKY "GLAD TIDINGS"



PAT'S 3/16" ENDEVOR



PAT'S "MELONSEED", COMING ALONG PAT.

Our meeting at the Gloucester Maritime Heritage Center went well with a half dozen guests and the same number of members. We really aren't able to do much work on only a two hour stretch but it is good time to get together and visit during the day. We will meet again there in October and reflect on next year.

Brad went to the Blueprint/Banner store and priced banners. For \$100.00 more or less we can have a 2 foot by 4 foot banner from cloth with some grommets for hanging. The cost depends on the number of characters and graphics. It would be good to have our web-site and logo on it as well as our name. Something to discuss at our next meeting.

Additional news letters may be viewed at:
<http://CASMG.org/Newsletter.htm>